

Fuzzy Logic Implementation of Internet of Things and Smart Material Management in the Sector of Automotive Management

R Nithya^{1*}, P Ranjith Kumar², Mahesh Sahebrao Wavare³, Ajay Singh⁴, Ashim Bora⁵,
Rajdeep Singh solanki⁶, Firos A⁷

¹School of Computing Science, KPR College of Arts Science and Research, Coimbatore, Tamil Nadu, India

²Department of Mechanical Engineering, M.A.M. School of Engineering, Trichy, Tamil Nadu, India

³Department of Mathematics, Rajarshi Shahu Mahavidyalaya (Autonomous), Latur, Maharashtra, India

⁴Department of Management Studies, BBS College of Engineering and Technology, Phaphamau, Uttar Pradesh, India

⁵Department of Mathematics, Kampur College, Kampur, Assam. India

⁶Department of Computer Science, Medicaps University Indore, Indore, Madhya Pradesh, India

⁷Department of computer Science and Engineering, Rajiv Gandhi University (A Central University), Rono-Hills, Doimukh, Arunachal Pradesh, India

*Corresponding mail: nithya5790@gmail.com

ABSTRACT

The most prominent advancements in upcoming cars is the connection mechanism. Remote access allows users, manufacturers, and service personnel to monitor, fix, and improve autos in a variety of application situations. Implementing remote access relies on software solutions that are exposed to security threats. However, as the IoT, Fuzzy logic evolves, networking technologies that might be employed in the automotive sector are being launched. The flexible AUTOSAR system described in this study improves automotive middleware by incorporating cutting-edge IoT technologies and provides remote monitoring and diagnostics services for autos. We use the automobile industry as an example to highlight the possibilities of modern IoT.

Keywords: Fuzzy, IoT, Industry 4.0, automotive

1. INTRODUCTION

The automobile sector is a growing technological subject that is gaining prominence. One of its most visible forms is the rising interconnection of future automobiles. One of the most evident concerns with today's autos is remote access to diagnostic data, which is why Flexible AUTOSAR was developed [1]. Vehicles employed a variety of engine control methods prior

to the recent development of more intricate in-car computers with higher processing capability (ECUs). They were more concerned with fundamental utility and safety than with having a lot of computer capacity. Because of these new in-car platforms, modern automotive middleware and even whole operating systems may now be employed. Many apps that need more processing power than earlier versions may operate on the flexible AUTOSAR middleware stack available in modern autos. Because of the availability of Flexible AUTOSAR, the automobile may be linked to modern technologies such as the Internet of Things (IoT) [2].

The simple adaption of IoT technologies for use in automotive applications is a significant problem, mostly because conventional safety approaches in automotive software design are still used [3]. Reusability of various IoT systems might be achieved by integrating a car into the current IoT ecosystem and portraying that similar automobile as another smart material device across the entire system. This type of usability can cause the market for car connection to grow more quickly [4]. The majority of current answers are OEM-specific and it won't deliver any usability options. Security risks are present when IoT is integrated and remote access is established. On the supplementary, these machineries may be used for a variety of purposes, such distant access to analytic information.

The foremost challenge is combining current IoT systems with AUTOSAR changeable and adapting both skills to this new blend that may result in poorly constructed modules that risk system safety. Another challenge is ensuring that the information shown in the IoT system corresponds to the data on the real automobile stage. The IoT system should also include access control policies for the actual in-vehicle platform [5], [6].

The issue of integrating Internet of Things (IoT) technology for connectivity purposes into modern vehicle software stacks is currently the focus of a number of research and solutions in industry and academia [7].

In contrast to the more prevalent controller area network (CAN), Ethernet-based diagnostics solutions, such as diagnostic over IP (DoIP), are becoming more accessible in academia and business. Software upgrades may also be performed remotely through a vehicle. There aren't many remote diagnostic approaches accessible right now. UConnect, an industrial system, provides a complete vehicle communication platform. Ford's Sync provides an extra option and serves as the foundation for connection and entertainment [8].

This technology, however, has not yet been fully incorporated into IoT applications. OEM integrations are common, yet consumer electronics and computer research programmes get little to no attention. By linking in-car computer platforms to the Internet of Things, we can remotely screen in-car identification and the status of various modern motorist aid structures. The AUTOSAR Flexible Demonstrator employs a stack that contains the proposed solution.

2. Methodology

To make integration easier, this solution makes use of OBLO Living, an existing Fuzzy and IoT implementation that shows a smart material-based home system. The core component of

the proposed design is the Over the Air (OTA) Bridge Agent, which is signified as one of the facilities in the change AUTOSAR stack [9], [10]. Through the change AUTOSAR communiqué unit, the OTA Bridge Agent communicates with active flexible applications (ADAS algorithms) and additional facilities, such as UCM (Update and configuration manager), gathering data, receiving various types of events generated by each of the requests and facilities present on the AUTOSAR stage, and exchanging numerous types of evidence. Furthermore, the OTA Bridge Representative component directly controls communiqué with the OBLO component of the system. Both the cloud and customizable software modules have the ability to spark discussions. OTA Bridge Agent modules communicate using the issue-subscribe model. This indicates that all OTA Agent facilities and customers have signed up for a certain message type. All additional modules that have subscribed to that kind of communication get any messages generated by one of those modules.

This solution does not take into account existing motorized safety practises in package design and software program application since the Flexible AUTOSAR standard is not yet finalised and suitable security measures have not yet been implemented. Furthermore, the Flexible AUTOSAR Demonstrator, which serves as the solution's base, was not intended with safety in attention since it is mainly used for protest purposes. Safety will be careful in future revisions of the Flexible AUTOSAR normal. The future architecture is shown in Figure 1.

The OTA Bridge Agent, which manages any form of communication protocol needed by the cloud, includes the Bridge Client as one of its parts. Internet Protocol (IP) must be used in this technique due to the way the OBLO system is set up. The bridge client may be swiftly replaced by another client implementation if a different Fuzzy and IoT solution is selected. In order to transmit messages between the Bond Client and Bridge Service mechanisms via Bond Runtime, the client is also responsible for translating messages from the OBLO system's preferred JSON format to the internal event format [11], [12].

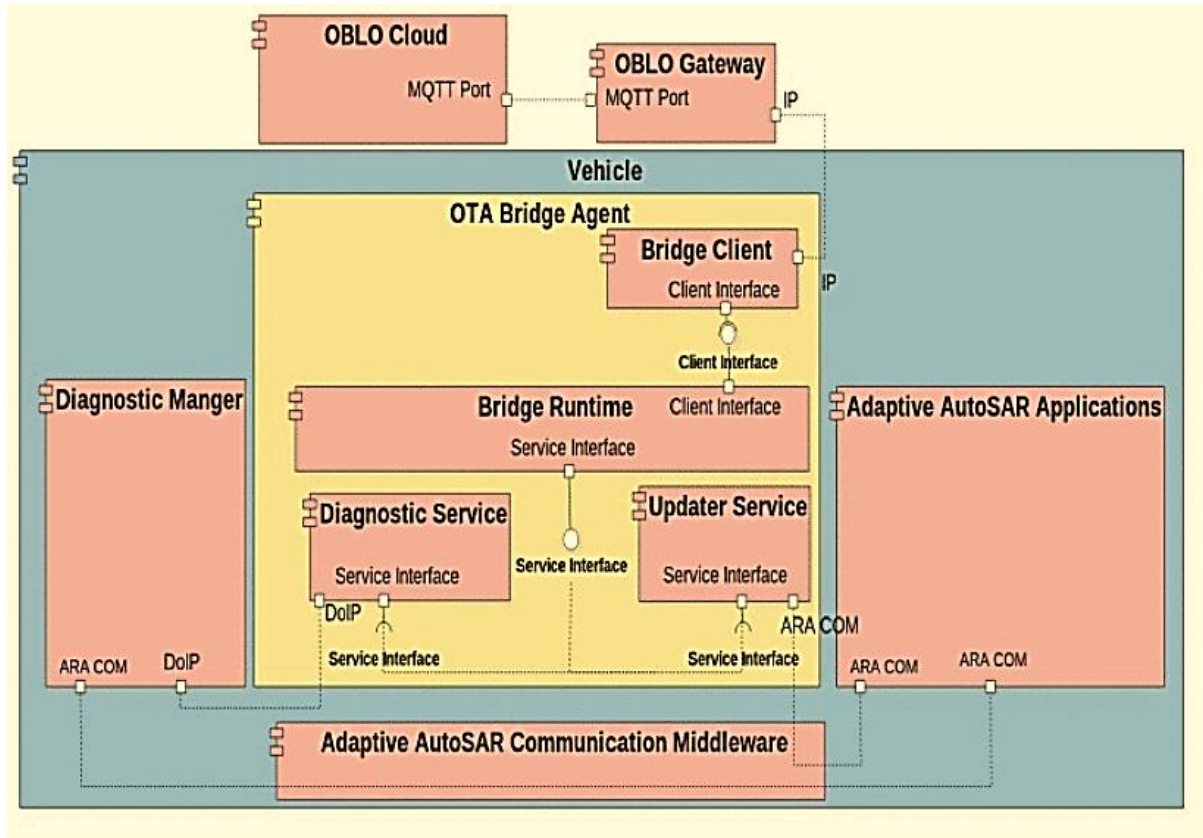


Fig. 1 Proposed system building

The OTA Bridge Agent's event propagation is controlled by the Bridge Runtime component. Events spread both ways—from services to clients as well as the reverse. Both clients and services provide the proper handlers for the various event types they may support and register at runtime. One of the several event queues receives the event that one of the internal communication participants is attempting to broadcast during runtime. To provide the least propagation delays for events as well as improved load balancing, two kinds of queues are employed, with services posting their proceedings on one kind of line and clients publishing their events on the other. Before contacting the relevant clients' or services' handlers, a runtime component will keep a check on both of these queues. Every time an event is added to the queue, the Bridge Runtime component checks each event's unique identifier (ID) and executes the appropriate event handler code based on that ID. When a service or client is registered, the runtime obtains this ID.

The last element of the OTA Bridge Agent is Bridge Services. On the Flexible AUTOSAR demonstration platform, bridge services are utilised to abstract the difficulties associated with interacting with other applications and services. The suggested patch includes two different service types: Diagnostic Service and Updater Service. Although it is often built on ARA COM, the interface for dealing with adaptable submissions and facilities is decided by how they are constructed, and the number of OTA Bond Agent amenities that this answer offers is not incomplete by the architecture of this constituent.

In order to get diagnostic information from flexible apps and other analytic monitors, Analytic Service must communicate with Diagnostic Manager via DoIP. The foundation of a diagnostic service is the setup of a analytic tester that employs diagnostic mechanisms like diagnostic requests to remotely activate control routines or collect data based on its identification. In order to get a certain kind of diagnostic information, the diagnostic service regularly sends DM a number of diagnostic enquiries. The universal diagnostic service (UDS) messages that DM sends back in response include a string of bytes that correspond to the value of the requested data. The remaining OTA Bridge Agent modules then bundle the diagnostic data into an internal communication format called an event and transmit it to the system's remote component.

The Updater Service is in charge of distributing needs to connect, uninstall, or inform various software parcels and of compiling programmes from predetermined sites. It communicates with Configuration Manager and Update (UCM). For the installation, upgrading, or removal of certain software packages, the Bridge client sends requests to the updater service through the Bridge Runtime. The updater service will begin downloading the package from the given URL after processing the request. The software package will be received by the UCM Flexible AUTOSAR service from the Updater service and sent there for appropriate processing.

The Updater service exists to provision the claim that full duplex house communiqué with the Fuzzy and IoT system is likely since the diagnostic information exchange situation is a one-way communiqué scenario in which acquired data is given to the Fuzzy and IoT structure. The diagnostic service is crucial for implementing this tactic. In a different case, the OTA receives a message with a request for a software bundle update, connect, or removal whenever a remote system component gives a knowledge for this sort of activity.

3. Result and discussion

The Intrinsic S820AM V2 ADP in-car computing stage, Motorized Grade Linux, and the Flexible AUTOSAR demonstration are used in the assessment environment. The OBLO Entry, which provides access to the OBLO Cloud, is also necessary for the assessment environment. The OBLO cloud is functioning on a distant server. The testing environment's setup is shown in Figure 2.

There are two possible channels for communication between the OTA Bridge and OBLO scheme. In the first case, the communication is started by the Diagnostic facility module of the OTA Bridge Agent constituent. Fig. 3 shows the communication flowchart for this instance.

In this data transmission situation, the Diagnostic Module will direct the DM Flexible Service a number of repetitive diagnostic enquiries. An interior event will be generated and the data from the UDS communication devoted to it when the required diagnostic information is obtained as a UDS communication. The Bridge Client module will thereafter receive this

event from the Bridge Runtime. The event will be handled correctly by the Bridge Client and sent to the OBLO system.

The OBLO scheme will create a request for an flexible software update, connect, or elimination in this communication situation and will deliver the suitable software bundle. The Bridge Client module will receive this request and subsequently provide the necessary event. After receiving this event, the Updater service module will utilise it to locate the software package at the given site and transmit it to the UCM Flexible facility for dispensation. To assist the reader understand performance assessment better, we give both of these communicational examples. It is often measured how long it takes for data to go from one end of the system to the other. The time needed for message spread over the OTA Bridge Agent is also measured and compared with the overall length of time. Fig 5. gives the propagation times' dispersion. A typical overall time with one lively OTA Bridge Go-between service is 87.6 milliseconds, and the propagation time of an OTA is 2.5 milliseconds. In the second message exchange scenario, a distant OBLO system component initiates communication.

Figure 4 depicts the flow illustration for the message conversation situation. Spread times for OTA Bridge Agent services increase practically linearly as the number of active users increases. In the first test, the OTA Bridge Agent only adds 2% to the propagation time overall. A few additional services are running in the second measurement example, including the Updater facility and two more test services, all of which are sending a lot of messages to the network and the OTA Bridge Agent runtime.

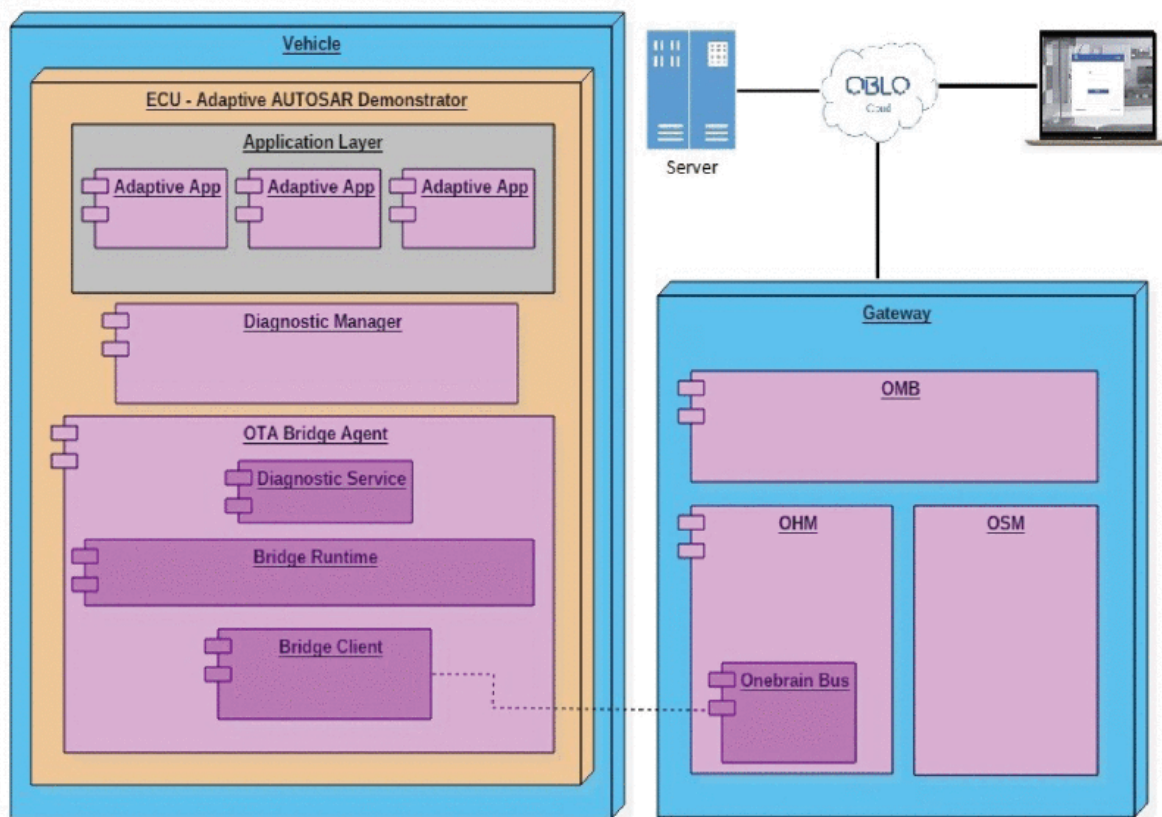


Fig. 2. Testing of environment

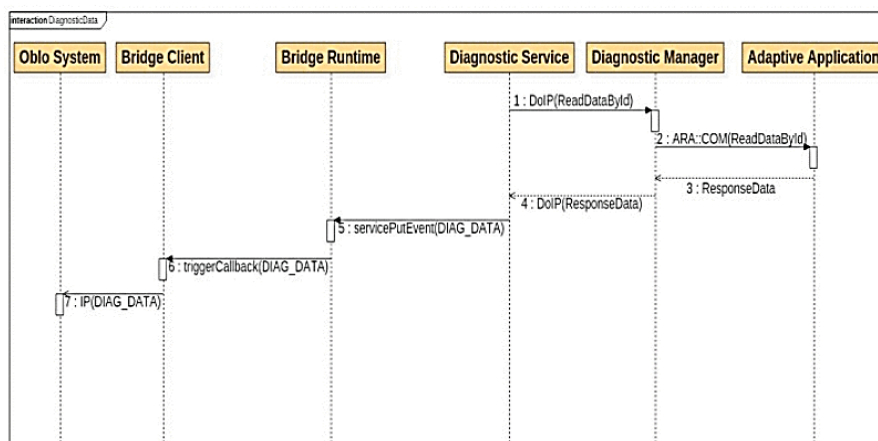


Fig. 3. OTA bridge agent

When the OTA Bridge Agent's spread time is included, it accounts for 5.72% of the overall propagation time and increases approximately linearly from 1.5 to 4.62 milliseconds. Additionally, Fig 5. displays the temporal distribution for this case study. This measurement is used to send a 1kB message. Performance is evaluated using a different kind of measurement in addition to the active service count. Calculated for two distinct message

payload sizes is the propagation time. A message's size is first gauged at 5 kB, and then again at 50 kB. Fig 6. depicts the time distribution that is influenced by message size.

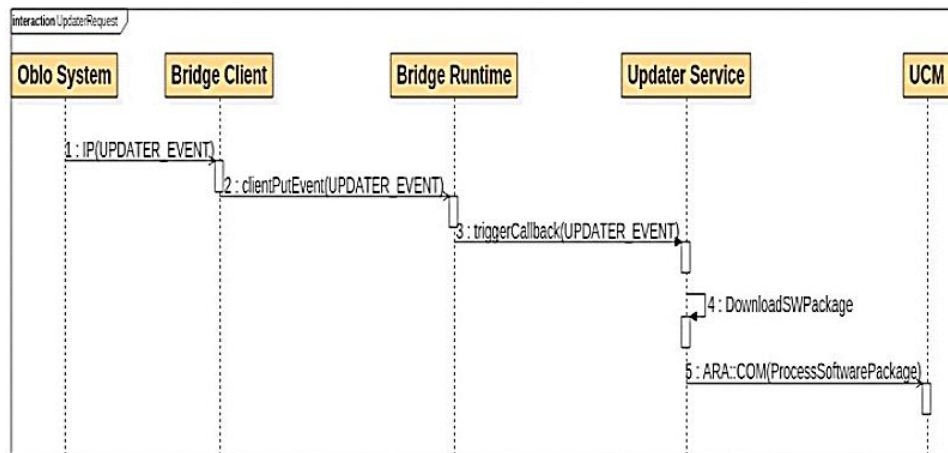


Fig. 4. OBLO system as communicator

Contrary to the rest of the system, the time distributions demonstrate that the OTA Bridge Agent is only marginally impacted by changes in communication size. The OBLO scheme was built using the MQTT protocol, which is designed to be used for rapid communications, making the rest of the scheme more sensitive to this upsurge in communication scope. There is a 2 ms variation in spread time in the OTA Bridge Agent for a communication that is 10 times larger.

As an existing Fuzzy and IoT answer that is not a part of this answer, the OBLO component of the system presentation is not busy into consideration. Instead, propagation time is only assessed to compare with the real OTA Bridge Agent propagation time. The linearly growing propagation time of this system, which is dependent on the number of lively services and the current load on the OTA Bridge, is a significant weakness. Safety factors are not taken into explanation in this procedure, as was also indicated in part III of this article. Compared to conventional car diagnostics, this technique incurs additional overhead (OBD). On the other side, a distant car analytic system is offered. Concert evaluations reveal that the propagation time increase brought on by the use of this module does not significantly affect the latency of the current Fuzzy and IoT solution.

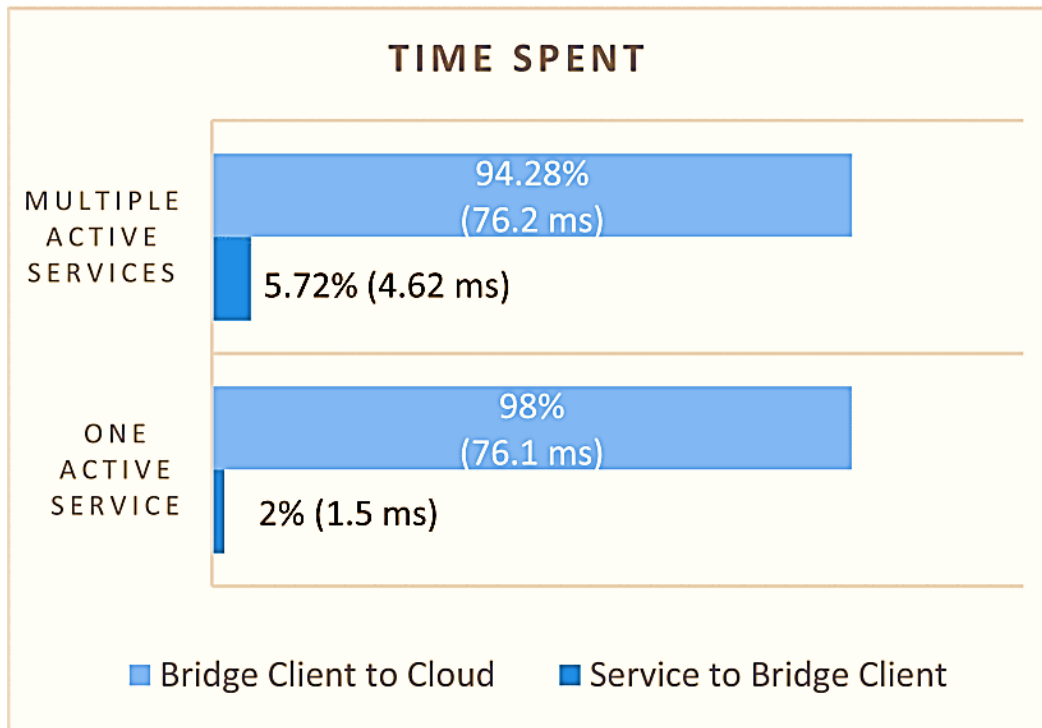


Fig. 5 Propagation time number of active series

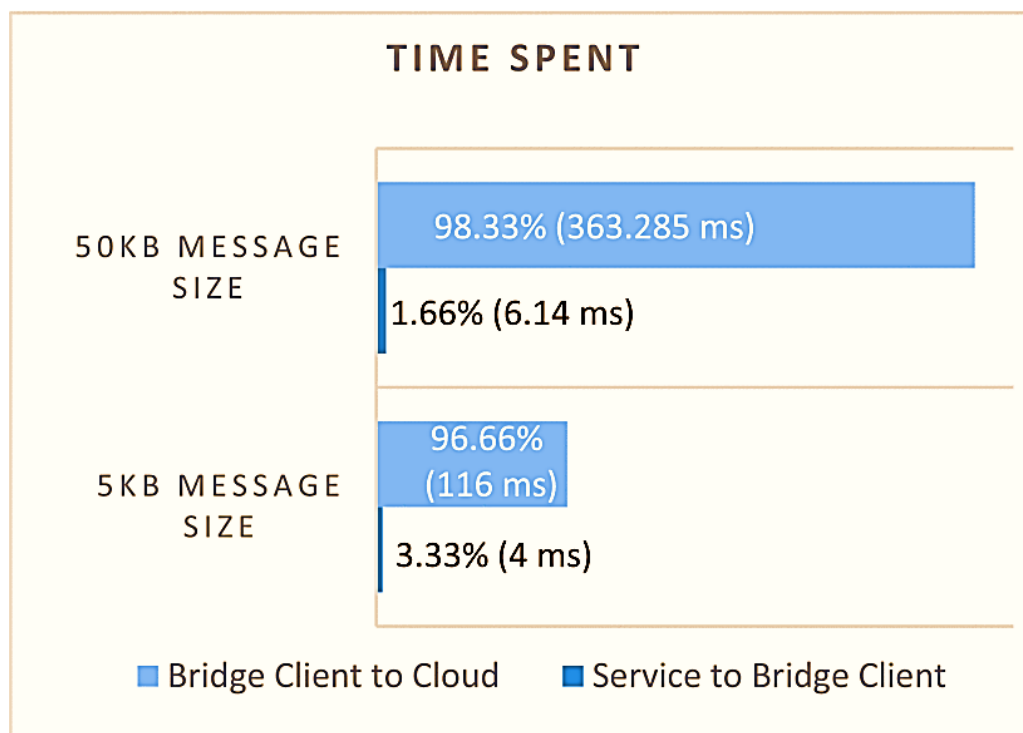


Fig. 6 Time for message distribution

CONCLUSION

This research indicates that contemporary Flexible AUTOSAR may be created by by fusing current Fuzzy and IoT technology with streamlined functionality. The suggested architecture may gather diagnostic information and transmit it to various cloud services. In addition, there are more implementation options than only remote diagnostic. The suggested layout is flexible and simple to grow. This kind of solution's drawback is that, in contrast to conventional auto diagnostic techniques, it has particular overheads. Furthermore, safety issues are not taken into account while developing or implementing software since the Flexible AUTOSAR standard is currently inadequate and has a poorly defined safety component.

Future Car2X communication systems might be constructed using this concept. Since it does not consider any additional security measures beyond those offered by the IP, DoIP, and MQTT protocols, this approach may be improved. The safety of this technology may be enhanced by Flexible AUTOSAR standard upgrades in the future.

REFERENCES

- [1] H. Pourrahmani *et al.*, “The applications of Internet of Things in the automotive industry: A review of the batteries, fuel cells, and engines,” *Internet of Things (Netherlands)*, vol. 19, no. July, p. 100579, 2022, doi: 10.1016/j.iot.2022.100579.
- [2] H. C. Shen, K. C. Wang, C. H. Yang, and H. Y. Chen, “Fuzzy Terminal Sliding Mode Control for Chaotic Synchronization of Nonlinear Gyros,” *2019 IEEE Eurasia Conference on IOT, Communication and Engineering, ECICE 2019*, no. 3, pp. 471–474, 2019, doi: 10.1109/ECICE47484.2019.8942792.
- [3] R. Massoud, F. Bellotti, R. Berta, A. De Gloria, and S. Poslad, “Exploring Fuzzy Logic and Random Forest for Car Drivers’ Fuel Consumption Estimation in IoT-Enabled Serious Games,” *Proceedings - 2019 IEEE 14th International Symposium on Autonomous Decentralized Systems, ISADS 2019*, 2019, doi: 10.1109/ISADS45777.2019.9155706.
- [4] F. C. Chuang, C. H. Yang, K. C. Wang, H. Y. Chen, and H. C. Shen, “Attitude Robust Fuzzy H_{∞} Control for Quadrotor Vehicles,” *2019 IEEE Eurasia Conference on IOT, Communication and Engineering, ECICE 2019*, no. 4, pp. 208–211, 2019, doi: 10.1109/ECICE47484.2019.8942682.
- [5] M. S. Babu, T. A. Anirudh, and P. Jayashree, “Fuzzy system based vehicle health monitoring and performance calibration,” *International Conference on Electrical, Electronics, and Optimization Techniques, ICEEOT 2016*, pp. 2549–2554, 2016, doi: 10.1109/ICEEOT.2016.7755153.
- [6] A. Anjum, P. Agbaje, S. Hounsinou, and H. Olufowobi, “In-Vehicle Network Anomaly Detection Using Extreme Gradient Boosting Machine,” *2022 11th*

- Mediterranean Conference on Embedded Computing, MECO 2022*, pp. 7–10, 2022, doi: 10.1109/MECO55406.2022.9797224.
- [7] H. C. Shen, K. C. Wang, C. H. Yang, and H. Y. Chen, “Signal Tracking Control of MEMS Resonators by Fuzzy Terminal Sliding Mode Control Scheme,” *2019 IEEE Eurasia Conference on IOT, Communication and Engineering, ECICE 2019*, no. 3, pp. 236–239, 2019, doi: 10.1109/ECICE47484.2019.8942679.
- [8] S. Auer, S. Nagler, S. Mazumdar, and R. R. Mukkamala, “Towards blockchain-IoT based shared mobility: Car-sharing and leasing as a case study,” *Journal of Network and Computer Applications*, vol. 200, no. April 2021, p. 103316, 2022, doi: 10.1016/j.jnca.2021.103316.
- [9] M. A. Rahim, M. A. Rahman, M. M. Rahman, A. T. Asyhari, M. Z. A. Bhuiyan, and D. Ramasamy, “Evolution of IoT-enabled connectivity and applications in automotive industry: A review,” *Vehicular Communications*, vol. 27, p. 100285, 2021, doi: 10.1016/j.vehcom.2020.100285.
- [10] C. Turner, O. Okorie, C. Emmanouilidis, and J. Oyekan, “Circular production and maintenance of automotive parts: An Internet of Things (IoT) data framework and practice review,” *Computers in Industry*, vol. 136, p. 103593, 2022, doi: 10.1016/j.compind.2021.103593.
- [11] M. Ammar *et al.*, “Significant applications of smart materials and Internet of Things (IoT) in the automotive industry,” *Materials Today: Proceedings*, vol. 68, pp. 1542–1549, 2022, doi: 10.1016/j.matpr.2022.07.180.
- [12] X. Krasniqi and E. Hajrizi, “Use of IoT Technology to Drive the Automotive Industry from Connected to Full Autonomous Vehicles,” *IFAC-PapersOnLine*, vol. 49, no. 29, pp. 269–274, 2016, doi: 10.1016/j.ifacol.2016.11.078.